



# Ascend Series

## LED BR30

- \*Strict LED binning for consistent CCT's across all lamps
- \*Available in 2700K & 5000K CCT
- \*Exceptional efficacy 72 LPW in Warm White
- \*They are ROHS compliant with no lead or mercury
- \*This device complies with part 15 of the FCC Rules



### PRODUCT

- Watts: 9.5
- Lumens: 680 / 720
- CRI: 80
- CCT: 2700K-5000K
- Beam Angles: 120°
- Efficiency: 72 LPW
- Base Type: E26

### FEATURES

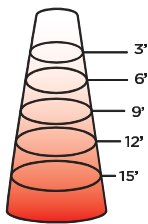
- Warranty: 3 years
- Voltage: 120V
- Dimming: TRIAC
- Classifications: Damp Rated
- Operating Temp: - 4 to 104 °F

## Ascend Series

### LED BR30

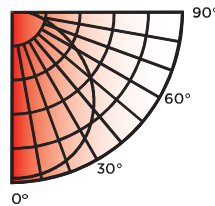
### ILLUMINANCE & CANDELA DISTRIBUTION

120°2700K



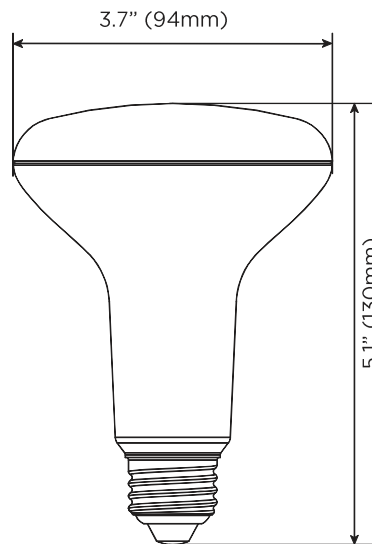
Diameter	Footcandles
8.8	27
17.6	7
26.4	3
35.3	2
44.1	1

120°2700K



Degree	Candela
0	250
5	243
15	237
25	224
35	200
45	169

Base: E26  
 Dimmable: Yes  
 PF: 0.9  
 Weight: 0.41lb / 64g



### Technical Specification

BR • NON DIRECTIONAL - BR 30 • 680 / 720 lm • G

Type	Voltage	Wattage	Base	CBCP	Light Output	Color temp.	CRI	Beam angle	Equal	SKU Code
	(v)	(w)		(cd)	(lm)	(k)	(Ra)		(w)	
BR30	120	9.5	E26	250	680	2700	80	120	65	SA59.5BR30E26D827G1120CB2W
BR30	120	9.5	E26	280	720	5000	80	120	65	SA59.5BR30E26D850G1120CB2W